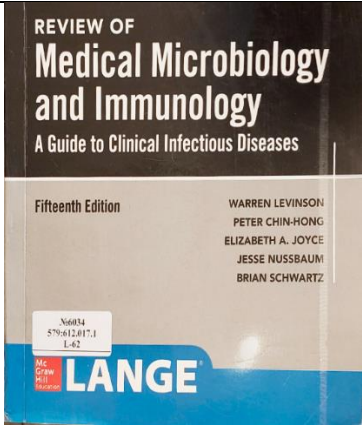
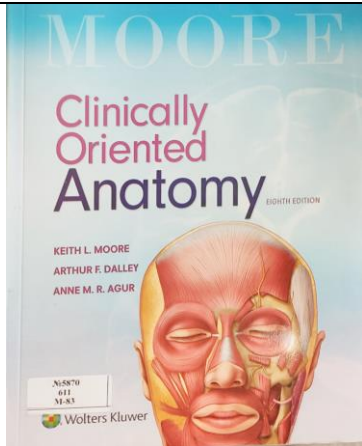
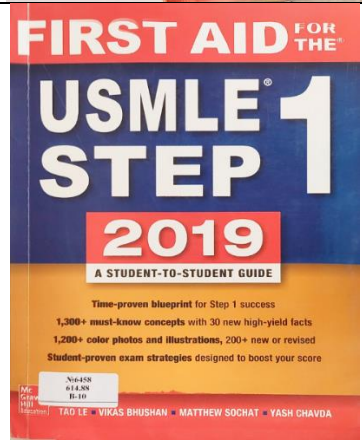

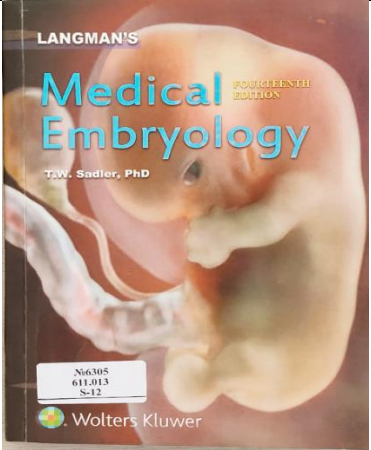

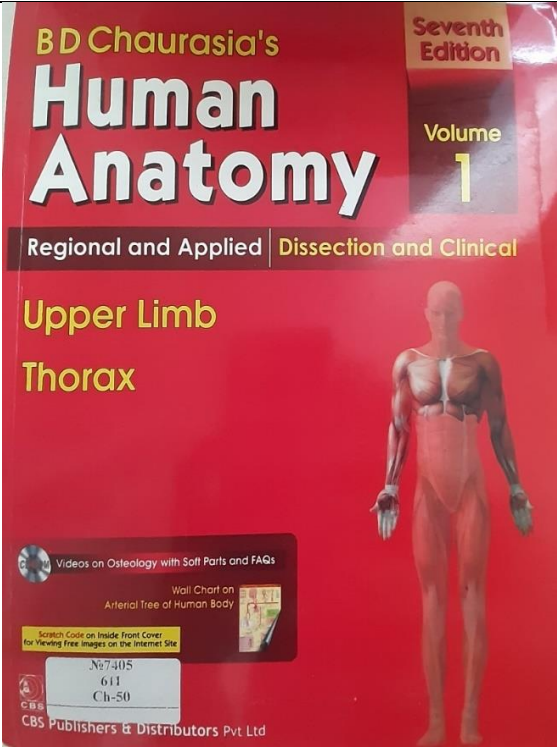
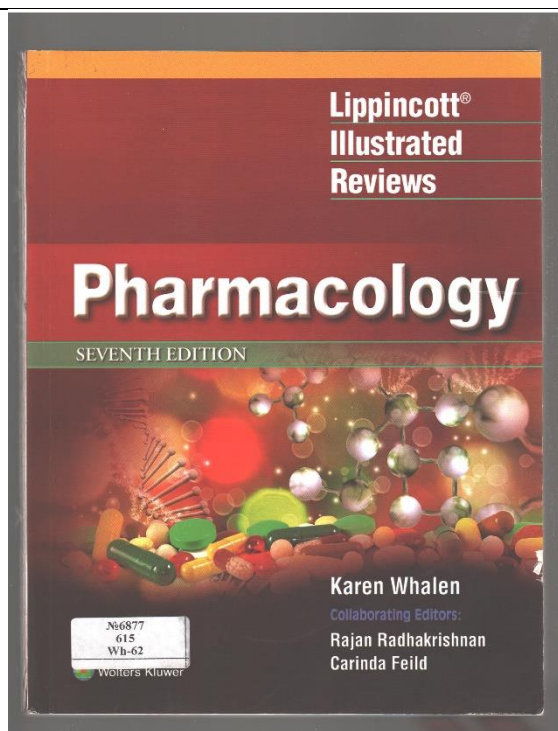


	<p>Bibliography: Atlas of human anatomy seventh edition Copyright 2019 by Elsevier Linc. ISBN:978-0-323-39322-5. 1600 John F. Printed in China. Annotation: Knowledge and best practice in this field are constantly changing. As new research and experience broaden our understanding, changes in research methods, professional practices, or medical treatment may become necessary.</p>
	<p>Bibliography: Robbins Basic Pathology Tenth Edition Copyright 2018 by Elsevier Linc. ISBN:978-0-323-35317-5. Printed in China. Annotation: Knowledge and best practice in this field are constantly changing. As new research and experience broaden our understanding, changes in research methods, professional practices, or medical treatment may become necessary.</p>
	<p>Bibliography: Robbins Basic Pathology Tenth Edition Copyright 2018 by Elsevier Linc. ISBN:978-0-323-35317-5. Printed in China. Annotation: Knowledge and best practice in this field are constantly changing. As new research and experience broaden our understanding, changes in research methods, professional practices, or medical treatment may become necessary.</p>
	<p>Bibliography: BRS Pathology Fifth edition. Copyright 2014 by Elsevier Linc. ISBN:978-1-4511-1587-1. Printed in China. Annotation: We recommend that this book not be used as a primary text, but rather, as the series title suggests, as a supplement for study and for review. Following the initial study of a unit in a pathology course, many students will find that review of the corresponding material in this book can serve as a source for end-of-year review and for review for national examinations.</p>

	<p>Bibliography: Review of Medical Microbiology and Immunology. Levinson Warren Copyright 2018 by McGraw-Hill Education. ISBN:978-1-259-64449-8. Printed in China.</p> <p>Annotation: Medicine is an ever- changing science. As new research and clinical experience broaden our knowledge, changes in treatment and drug therapy are required. The authors and the publisher of this work have checked with sources believed to be reliable in their efforts to provide information that is complete and generally in accord with the standards accepted at the time of publication.</p>
	<p>Bibliography: Moore Clinically Oriented Anatomy Copyright 2018 Wolters Kluwer. ISBN:978-1-49-634721-3. Printed in China.</p> <p>Annotation: Knowledge and best practice in this field are constantly changing. As new research and experience broaden our understanding, changes in research methods, professional practices, or medical treatment may become necessary.</p>
	<p>Bibliography: First Aid for the USMLE 1 2019: A Student Guide. Copyright 2019 by Tao Le and Vikas Bhushan. ISBN:978-1-26-014367-6. Printed in China.</p> <p>Annotation: Medicine is an ever- changing science. As new research and clinical experience broaden our knowledge, changes in treatment and drug therapy are required. The authors and the publisher of this work have checked with sources believed to be reliable in their efforts to provide information that is complete and generally in accord with the standards accepted at the time of publication.</p>
	<p>Bibliography: GRAY'S Anatomy for Students Third Edition. Copyright 2015, 2010, 2005 by Churchill Livingstone, an imprint of Elsevier Inc. ISBN:978-0-7020-5131-9. Printed in China.</p> <p>Annotation: Knowledge and best practice in this field are constantly changing. As new research and experience broaden our understanding, changes in research methods, professional practices, or medical treatment may become necessary.</p>

	<p>Bibliography: Medical Embryology fourteenth edition. Copyright 2019 Wolters Kluwer. ISBN:978-1-4963-8390-7. Printed in China.</p> <p>Annotation: Knowledge and best practice in this field are constantly changing. As new research and experience broaden our understanding, changes in research methods, professional practices, or medical treatment may become necessary.</p>
	<p>Bibliography: Physiology seventh edition. Copyright 2019 Wolters Kluwer. ISBN:978-1-4963-6761-7. Printed in China.</p> <p>Annotation: Knowledge and best practice in this field are constantly changing. As new research and experience broaden our understanding, changes in research methods, professional practices, or medical treatment may become necessary.</p>
	<p>Bibliography: BD Chaurasia's Human Anatomy 3 Volume Regional and Applied Dissection and Clinical Head and Neck. Copyright: © Publisher and author: Seventh Edition 2017. ISBN:978-93-85915-48-2 Printed in India.</p> <p>Annotation: Widely acclaimed as a standard text in view of its simple language, comprehensive coverage and attractive presentation, BD Chaurasia's Human Anatomy remains an ideal and the most preferred textbook in India and abroad. The seventh edition of the book has been rewritten, thoroughly revised and updated, to make it still more student-friendly. The seventh edition now features • Newly drawn diagrams, redesigned on the basis of reader-teacher perceptions, in vivid colors, imposing dimensions, with clarity of depiction, using fresh labelling Enhanced and well-illustrated clinical anatomy given along with each concerned topic to increase the book's utility to the student during the clinical years Volume 3 presents reinforced material on Head and Neck Volume 4 now highlights Brain and Neuroanatomy • Many new chapters added to lend flavor to learning anatomy with enhanced interest.</p>



Bibliography:

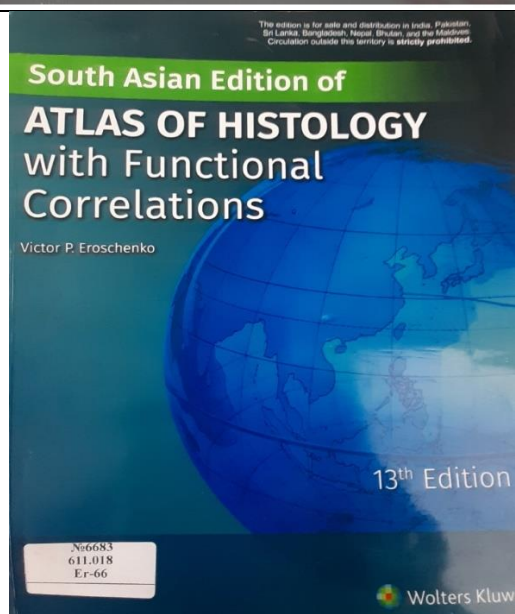
Lippincott illustrated Reviews: Pharmacology (seventh edition)

Copyright 2019 Wolters Kluwer

ISBN: 978-93-5129-338-5

Printed in China.

Annotation: Students favorite review resource for studying the essentials of medical pharmacology, Lippincott illustrated Reviews: Pharmacology, Seventh Edition, presents up-to-date drug information in an accessible format ideal for a fast, effective refresher.



Bibliography:

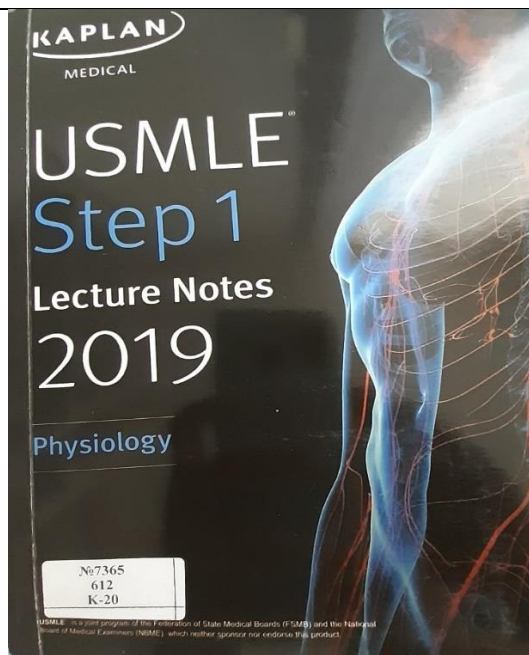
ATLAS OF HISTOLOGY with Functional Correlations

Copyright 2017 Wolters Kluwer

ISBN: 978-93-5129-793-2

Printed in China.

Annotation: This thirteenth of ATLAS OF HISTOLOGY with Functional Correlations (Formerly DiFiore's) provides a rich understanding of the basic histology concepts that medical and allied health students need to know. Realistic, full-color illustrations as well actual photomicrographs of histologic structures are complemented by concise discussions of their most important functional correlations.




Bibliography:

USMLE Step 1, Lecture Notes 2019 PHYSIOLOGY
Copyright 2019 by Kaplan, Inc.

ISBN: 978-1-5062-3658-2

Annotation: This publication is designed to provide accurate information in regard to the subject matter covered its publication date, with the understanding that knowledge and best practice constantly evolve. The publisher is not engaged in rendering medical, legal, accounting, or other professional service. If medical or legal advice or other expert assistance is required, the services of a competent professional should be sought. This publication is not intended for use in clinical practice or the delivery of medical care. To the fullest extent of the law, neither the Publisher nor the Editors assume any liability for an injury and / or damage to persons or property arising out of or related to any use of the material contained in this book.



Bibliography:

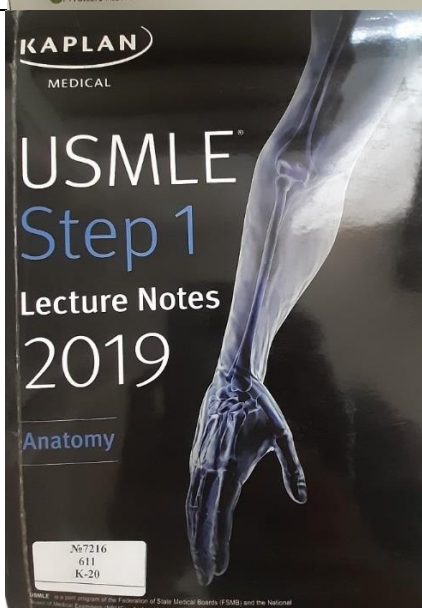
SNELLS CLINICAL ANATOMY BY REGIONS (TENTH EDITION)

Copyright @ 2019 Wolters Kluwer

Printed in China

ISBN 9781496345646

Annotation: This work is provided "as is," and the publisher disclaims any and all warranties, express or implied, including any warranties as to accuracy, comprehensiveness, or currency of the content of this work. This work is no substitute for individual patient assessment based upon healthcare professionals' examination of each patient and consideration of, among other things, age, weight, Bender, current or prior medical conditions, medication history, laboratory data and other factors unique.



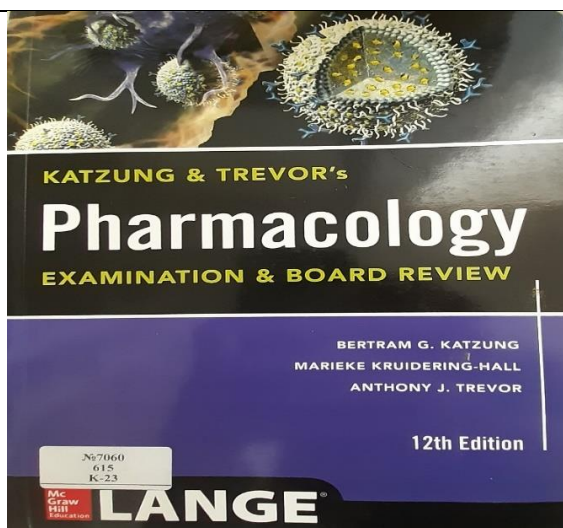
Bibliography:

ANATOMY: USMLE Step 1 Lecture Notes 2019

Copyright 2019 by Kaplan, Inc.

ISBN: 978-1-5062-3646-9

Annotation: USMLE "is a joint program of the Federation of State Medical Boards (FSMB) and the National Board of Medical Examiners (NBME). This publication is designed to provide accurate information in regard to the subject matter covered as of its publication date, with the understanding that knowledge and best practice constantly evolve.



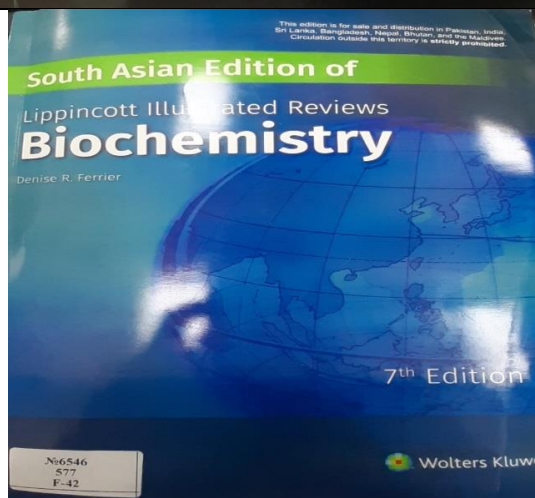
Bibliography:

KATZUNG & TREVOR's Pharmacology EXAMINATION & BOARD REVIEW

ISBN: 978-1-25964102-2

Copyright: Act 1976, by part of this publication may be reproduced or distributed in.

Annotation: The author and the published of this work have checked with sources believed to be reliable in their efforts to provide information that as complete and generally in ascend with the standards accreted. As new research and clinical experiencing broaden our knowledge, changes in treatment and drug therapy.



Bibliography:

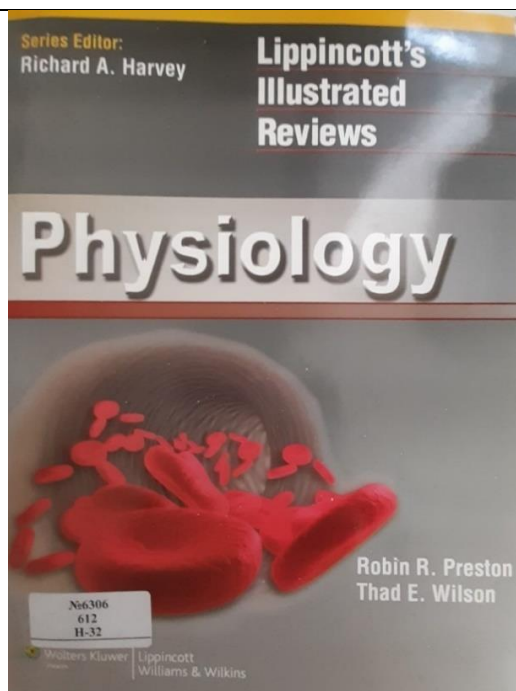
South Asian Edition of Lippincott Illustrated Reviews Biochemistry

Copyright; 2017 Wolters Kluwer

ISBN:978-93-5129-794-9

Printed in China

Annotation: Lippincott Illustrated Reviews Biochemistry is the long-established, first-and-best resource for the essentials of biochemistry. Students rely on this text to help them quickly review, assimilate, and integrate large amounts of critical and complex information. For more than two decades, faculty and students have praised this best-selling biochemistry textbook for its matchless illustrations that make concepts come to life.



Bibliography:

Lippincott's Illustrated Reviews: Physiology: Robin R. Preston and Thad E. Wilson

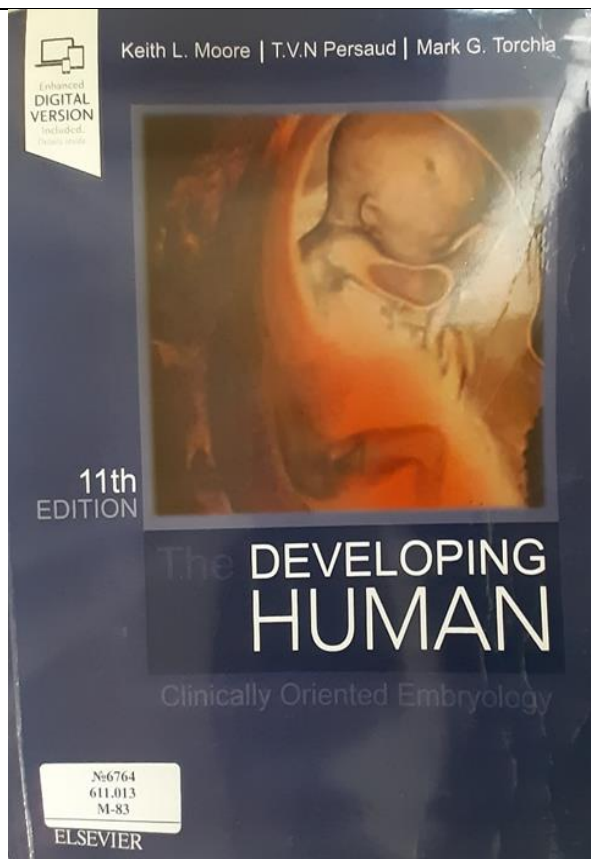
Copyright: © 2013, Lippincott Williams & Wilkins, a Wolters Kluwer business

ISBN-13:978-1-60913-241-5

ISBN-10:60913-241-6

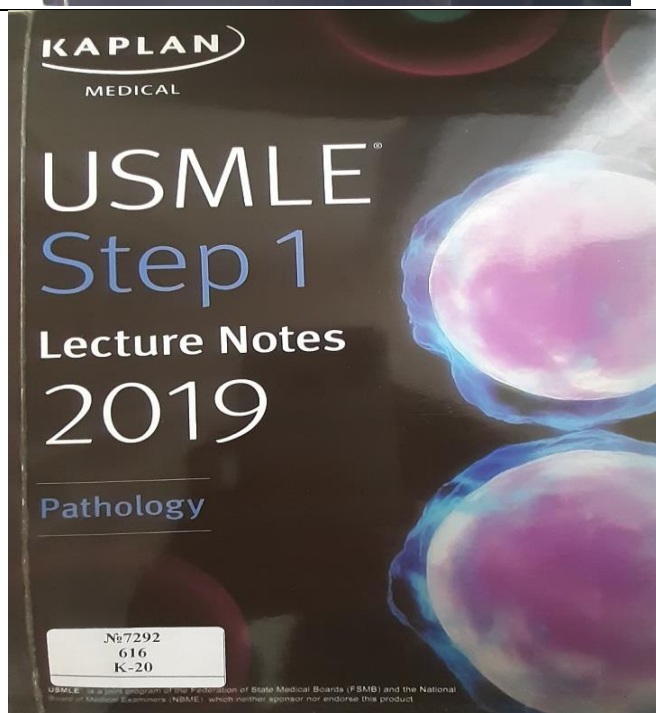
Printed in China

Annotation: Lippincott's Illustrated Reviews: Physiology brings physiology clearly into focus. Brand new to the LIR arsenal, it tells the story of who we are. how we live, and. ultimately. how we die. By first identifying organ function and then showing how cells and tissues are designed to fulfill that function. LIR Physiology decodes this discipline like no other text or review book. Each element was tailored for ease of use and fast content absorption, all combining to bring this story to life for readers. Visionary artwork, Clinical Applications. and Unit Review Questions teach and reinforce the most essential concepts in physiology-perfect for classroom.



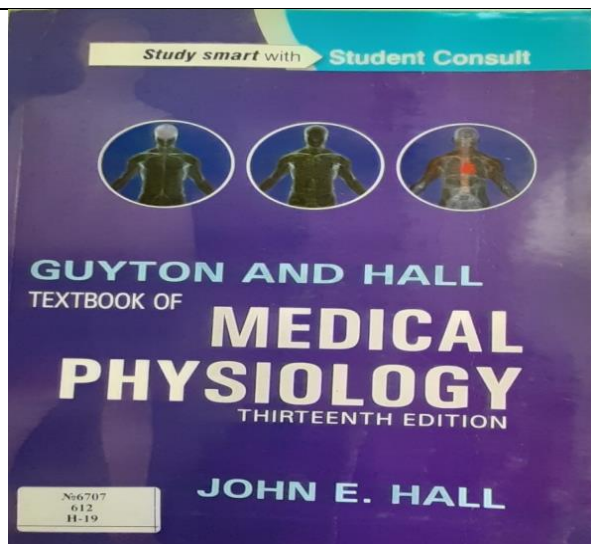
Bibliography: THE DEVELOPING HUMAN: Clinically Oriented Embryology, TENTH EDITION
 Copyright: © 2019 by Elsevier. Inc. All rights reserved.
 ISBN:978-0-323-31338-4
 ISBN:978-0-323-31347-6
 Printed in USA

Annotation: Written by some of the world's most famous anatomists, the 11th Edition of The Developing Human: Clinically Oriented Embryology continues to present. medical students with a comprehensive and easily digestible review of this complex topic. Clearly written, well-structured descriptions include just the information that's needed. While nearly 500 illustrations help provide a clinically oriented guide to human development. Using a week-by-week and stage-by-stage approach to describe fetal organ and system development. • Three-dimensional animations - 2 New to this edition - help visual learners understand the subjects as discussed in the book as a whole. • New and thoroughly revised assessment questions are provided by Mark Torchia. • The book presents an authoritative description of human embryology through all stages of development. • Rich illustrations correspond to the text to enhance comprehension.



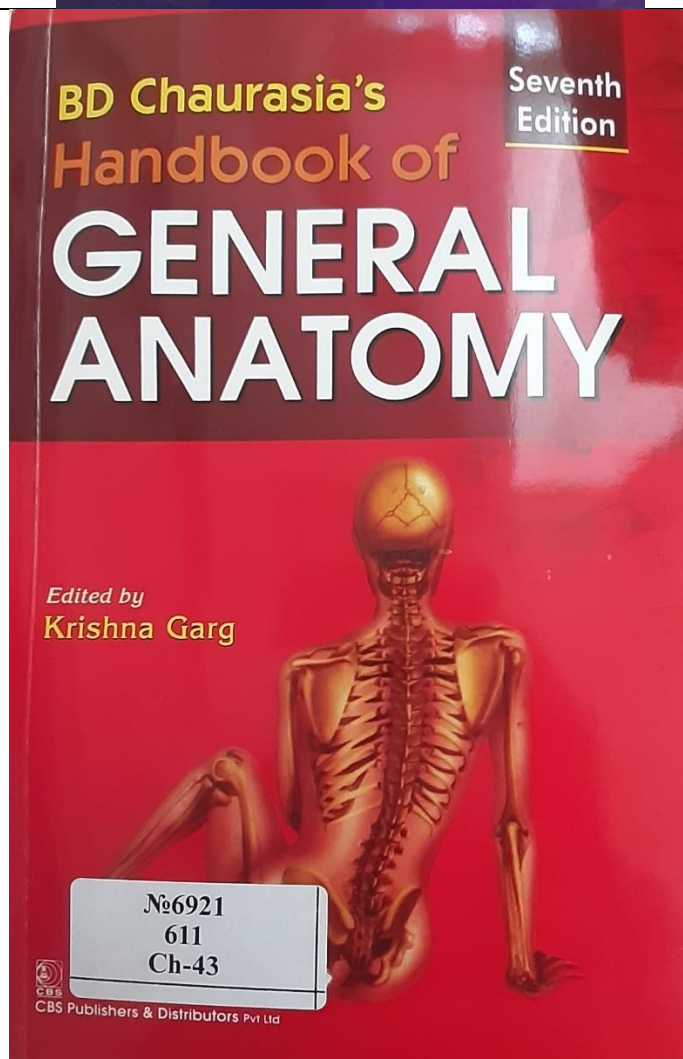
Bibliography: PATHOLOGY: USMLE Step 1: Lecture Notes 2019
 Copyright: 2019 by Kaplan, Inc.
 ISBN -13:978-1-5062-3654-4
 ISBN: 978-1-5062-3616-2

Annotation: This publication is designed to provide accurate information in regard to the subject matter covered as of its publication date, with the understanding that knowledge and best practice constantly evolve.



Bibliography: GUYTON AND HALL TEXTBOOK OF MEDICAL PHYSIOLOGY THIRTEENTH EDITION JOHN E. Copyright: © 2016 by Elsevier. Inc. All rights reserved. ISBN:978-1-4557-7005-2 ISBN:978-1-4557-7016-8

Annotation: Notices Knowledge and best practice in this field are constantly changing. As new research and experience broaden our understanding, changes in research methods, professional practices, or medical treatment become necessary.



Bibliography: BD Handbook of GENERAL ANATOMY (Seventh Edition) Copyright 2016, 2015, 2009,2004 by Satish Kumar Jain and produced by Varun Jain ISBN: 978-81-239-2620-9 Printed in India.

Аннотация: This edition of the Handbook aims to meet the requirements of students of students medical and dental sciences, Ayurveda, homeopathy, physiotherapy, occupational therapy, yoga, Unani, Siddha and alternative medicine, who are newly admitted to their respective professional colleges. It thoroughly introduces the reader to the basic of human anatomy and anatomic terminology along with various structures which constitute the human body.